

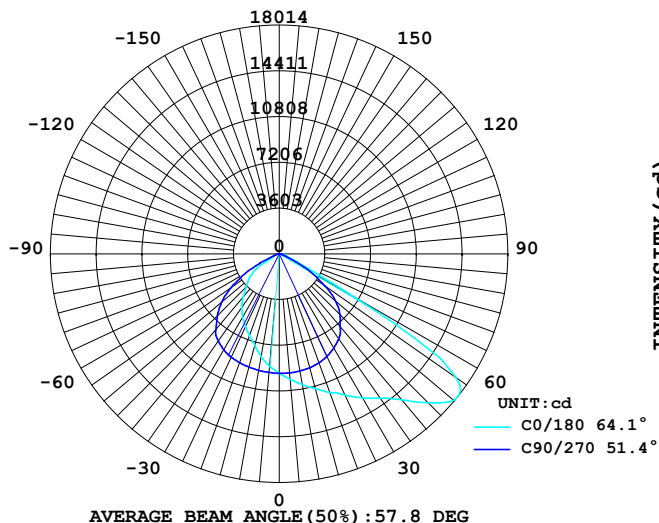
# LUMINAIRE PHOTOMETRIC TEST REPORT

Report number:

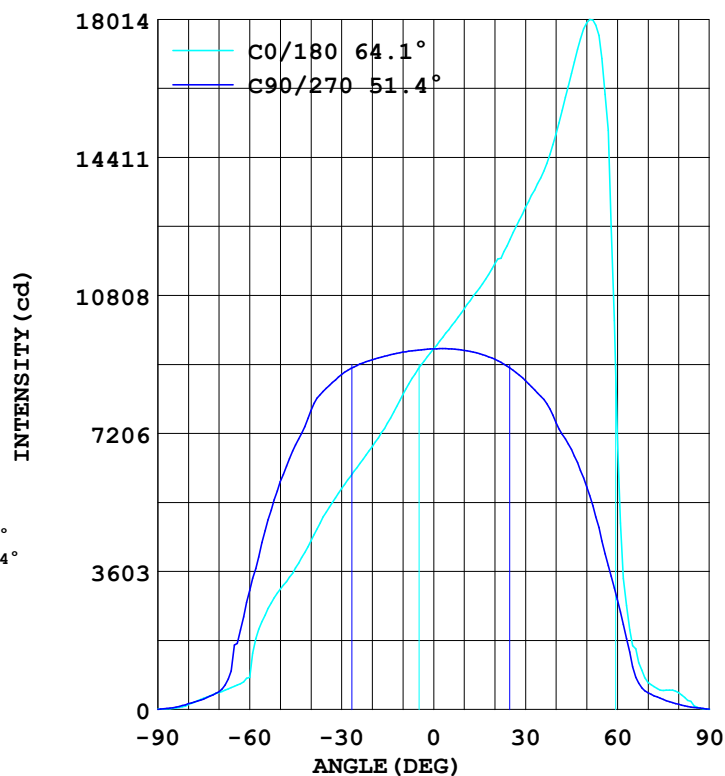
MANUFACTURER: ILUMEN GMBH	Address:	
NAME: Klose	TYPE: IL-FL19-N20040-P60	WEIGHT:
SPECIFICATION: 2835LED、4000K、P60deg	DIMENSION:	SERIAL No.:

DATA OF LAMP		Imax(cd)	18533	S/MH (C0/180)	0.93
MODEL		EFFICIENCY (%)	100.0	S/MH (C90/270)	1.38
NOMINAL POWER(W)	200	TOTAL FLUX(lm)	28962	Voltage(V)	230.3
RATED VOLTAGE (V)	230	EFFICIENCY (lm/W)	144.8	Current(A)	0.879
NOMINAL FLUX(lm)	28962.5	$\eta$ up (%)	0.0	Power(W)	199.9
LAMPS QUANTITY	1	$\eta$ down (%)	100.0	Power Factor (PF)	0.987
TEST VOLTAGE (V)	230.4	Effective Flux(lm)	28962.5	EEI	0.103

## LUMINOUS INTENSITY DISTRIBUTION



## LUMINOUS INTENSITY DISTRIBUTION



Test System:  
 Temperature: 25.3 DEG  
 Operators:  
 Test Date: 2024.11.21

Test Set: 5.0deg/s C-Gamma (TYPE C)  
 Humidity: 65.0%  
 Test Distance: 10.000 m  
 Remarks:

---

## Color Temperature Data List

Report number:

MANUFACTURER: ILUMEN GMBH	Address:	
NAME: Klose	TYPE: IL-FL19-N20040-P60	WEIGHT:
SPECIFICATION: 2835LED、4000K、P60deg	DIMENSION:	SERIAL No.:

---

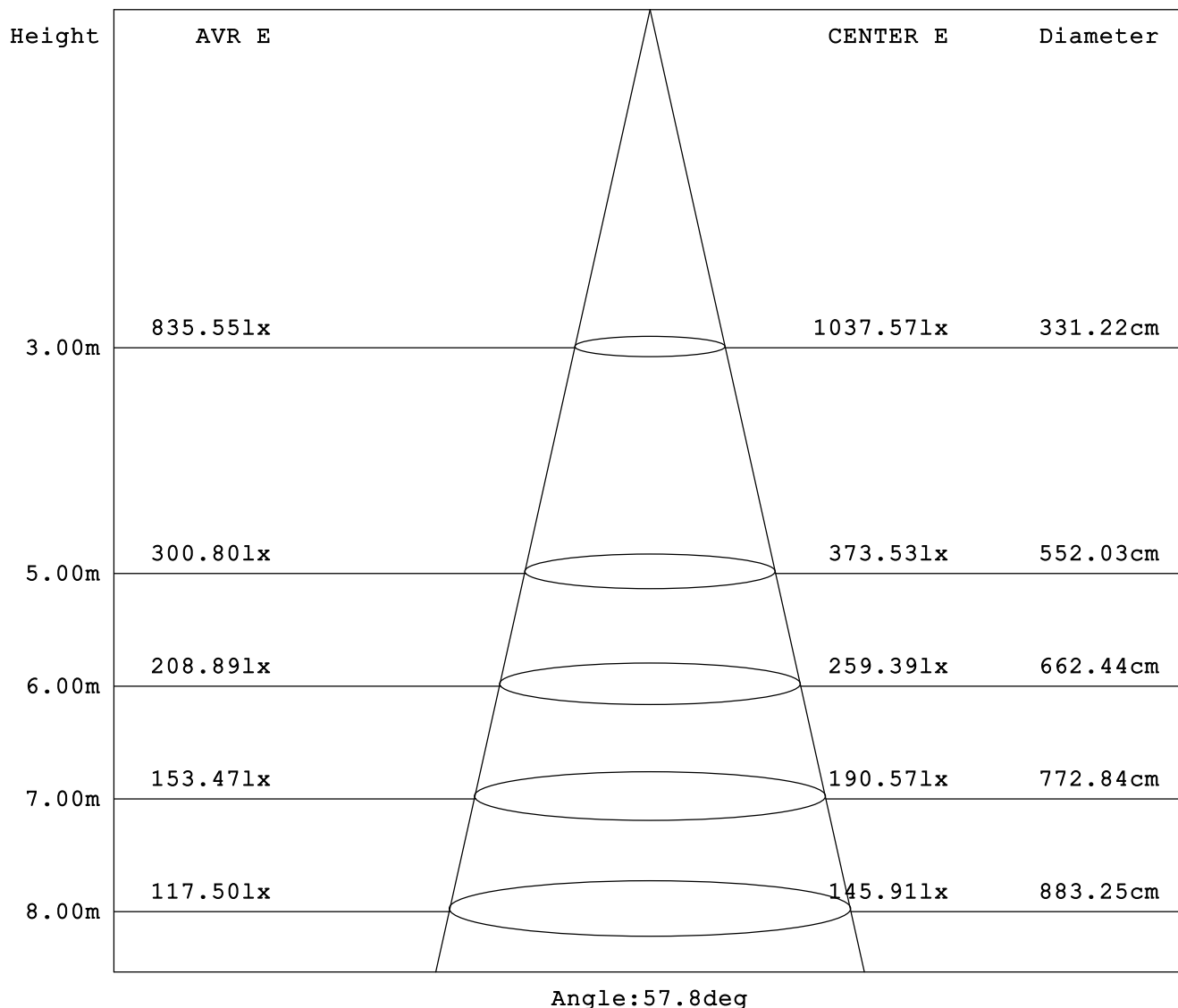
Test System:  
Temperature: 25.3DEG  
Operators:  
Test Date: 2024.11.21

Test Set: 5.0deg/s C-Gamma (TYPE C)  
Humidity: 65.0%  
Test Distance: 10.000 m  
Remarks:

## AVERAGE AND CENTER E Figure

Report number:

MANUFACTURER: ILUMEN GMBH	Address:	
NAME: Klose	TYPE:IL-FL19-N20040-P60	WEIGHT:
SPECIFICATION:2835LED、4000K、P60deg	DIMENSION:	SERIAL No.:



Test System:  
Temperature:25.3DEG  
Operators:  
Test Date:2024.11.21

Test Set: 5.0deg/s C-Gamma (TYPE C)  
Humidity:65.0%  
Test Distance:10.000 m  
Remarks:

## ZONAL FLUX DIAGRAM

Report number:

MANUFACTURER: ILUMEN GMBH	Address:	
NAME: Klose	TYPE: IL-FL19-N20040-P60	WEIGHT:
SPECIFICATION: 2835LED、4000K、P60deg	DIMENSION:	SERIAL No.:

γ	C0	C45	C90	C135	C180	C225	C270	C315	γ	Zone	total
5.0	888.4	902.0	938.2	975.0	991.5	977.0	941.4	904.0	0- 5	224.8	224.8
10.0	821.3	854.8	932.5	1010	1046	1014	937.1	858.1	5- 10	670.4	895.2
15.0	747.6	799.7	924.0	1049	1100	1055	928.7	802.1	10- 15	1103	1998
20.0	686.2	738.3	912.8	1091	1162	1097	914.1	739.9	15- 20	1519	3517
25.0	631.0	678.5	897.9	1138	1227	1143	890.8	679.1	20- 25	1919	5436
30.0	576.6	621.6	874.0	1188	1310	1196	858.7	621.4	25- 30	2301	7737
35.0	514.8	557.2	838.6	1238	1387	1249	817.2	555.1	30- 35	2654	10391
40.0	439.8	476.7	779.7	1279	1503	1299	748.1	476.6	35- 40	2953	13344
45.0	369.3	387.6	690.3	1298	1660	1325	679.0	390.6	40- 45	3182	16526
50.0	313.9	280.5	594.0	1258	1793	1301	580.3	288.8	45- 50	3348	19874
55.0	246.2	179.1	466.7	1099	1699	1147	439.6	185.3	50- 55	3351	23225
60.0	83.68	95.26	310.8	912.2	721.0	967.7	288.0	102.2	55- 60	2877	26102
65.0	60.32	55.62	168.4	612.7	166.7	685.5	111.9	58.22	60- 65	1730	27832
70.0	44.24	38.24	46.44	135.3	70.70	150.0	43.59	39.86	65- 70	705.6	28537
75.0	29.65	21.18	27.38	38.11	50.11	38.07	26.37	22.61	70- 75	227.8	28765
80.0	12.67	9.338	15.42	19.51	44.18	19.16	13.43	9.940	75- 80	124.8	28890
85.0	3.011	2.980	4.938	7.471	9.757	7.505	5.069	3.287	80- 85	56.96	28947
90.0	1.277	0.985	0.701	1.115	0.606	1.454	0.926	0.954	85- 90	15.39	28962
95.0									90- 95		
100.0									95-100		
105.0									100-105		
110.0									105-110		
115.0									110-115		
120.0									115-120		
125.0									120-125		
130.0									125-130		
135.0									130-135		
140.0									135-140		
145.0									140-145		
150.0									145-150		
155.0									150-155		
160.0									155-160		
165.0									160-165		
170.0									165-170		
175.0									170-175		
180.0									175-180		
DEG	LUMINOUS INTENSITY:×10cd									UNIT:lm	

Test System:  
Temperature:25.3DEG  
Operators:  
Test Date:2024.11.21

Test Set: 5.0deg/s C-Gamma (TYPE C)  
Humidity:65.0%  
Test Distance:10.000 m  
Remarks:

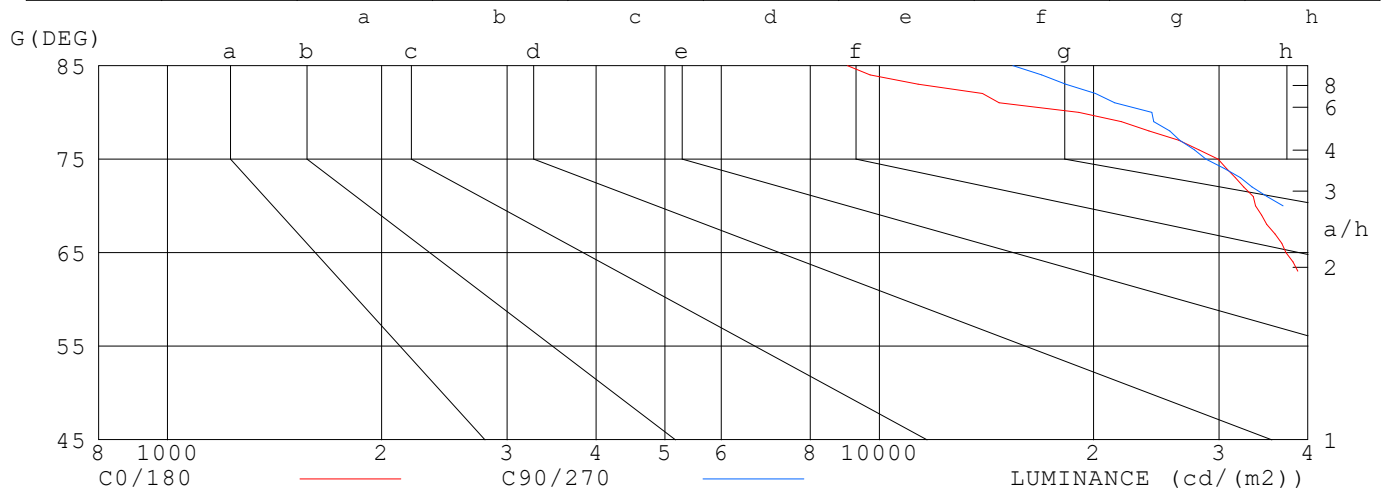
## LUMINANCE LIMITATION CURVES

Report number:

MANUFACTURER: ILUMEN GMBH	Address:	
NAME: Klose	TYPE: IL-FL19-N20040-P60	WEIGHT:
SPECIFICATION: 2835LED、4000K、P60deg	DIMENSION:	SERIAL No.:

### LUMINANCE LIMITATION CURVES

GLARE	CLASS	ILLUMINANCE (lx)							
1.15	A	2000	1000	500	<=300				
1.50	B		2000	1000	500	<=300			
1.85	C			2000	1000	500	<=300		
2.20	D				2000	1000	500	<=300	
2.55	E					2000	1000	500	<=300



LUMINANCE cd/(m2)		
G (DEG)	C0/180	C90/270
85	9022	15407
80	19063	24149
75	29919	28768
70	33782	36922
65	37270	108368
60	43701	169074
55	112109	221286
50	127550	251311
45	136404	265474

Test System:  
 Temperature: 25.3 DEG  
 Operators:  
 Test Date: 2024.11.21

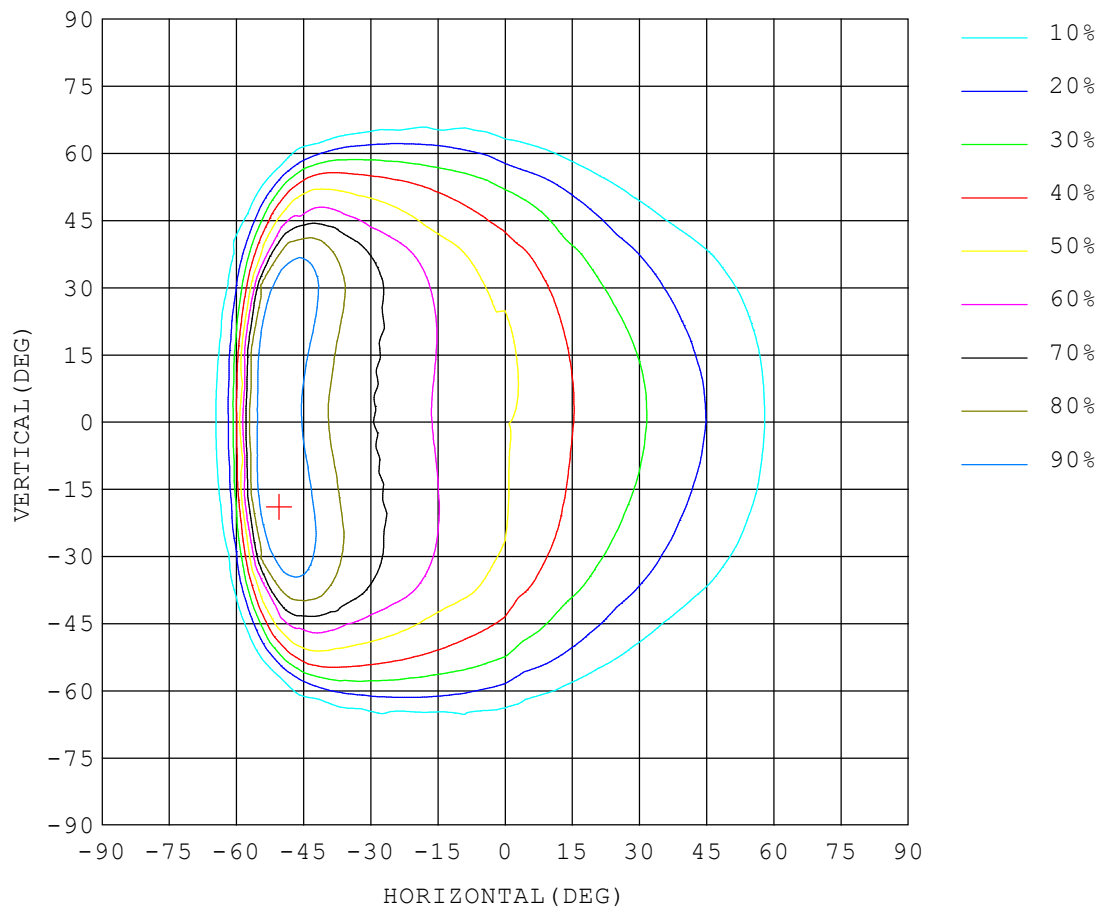
Test Set: 5.0 deg/s C-Gamma (TYPE C)  
 Humidity: 65.0%  
 Test Distance: 10.000 m  
 Remarks:

## ISOCANDELA DIAGRAM

Report number:

MANUFACTURER: ILUMEN GMBH	Address:	
NAME: Klose	TYPE: IL-FL19-N20040-P60	WEIGHT:
SPECIFICATION: 2835LED、4000K、P60deg	DIMENSION:	SERIAL No.:

UNIT: cd



Test System:  
Temperature: 25.3 DEG  
Operators:  
Test Date: 2024.11.21

Test Set: 5.0 deg/s C-Gamma (TYPE C)  
Humidity: 65.0%  
Test Distance: 10.000 m  
Remarks: